

SPECIFICATIONS

Model		R-W690P3MS	R-W690FP3MSX	R-W720FPMSX
Net Capacity (L)	Total	540	540	582
	Freezer	144	144	156
	Refrigerator	396	396	426
General Features	Inverter Control	•	•	•
	Intelligent Inverter Fan	•	•	•
	Dual Fan Cooling	•	•	•
	Electronic Control	•	•	•
	Eco Thermo-sensor	•	•	•
	Nano Titanium	•	•	•
	Control Door Panel	•	Digital Display	Digital Display
	Quick Freezing	•	•	•
	Refrigerant	R-600a	R-600a	R-600a
	Water Dispenser	•	•	•
	CFC Free	•	•	•
	HFC Free	•	•	•
	Refrigerator Compartment	Front Air Flow	•	•
Selectable Mode Compartment		•	•	•
Tempered Glass Shelves		3	3	3
Adjustable Shelves		•	•	•
Tempered Glass Crisper Shelf		•	•	•
LED Light		•	•	•
Vegetable Compartment	Big & Perfect Moisture	•	•	•
	Smart Frame	•	•	•
Freezer Compartment	Movable Twist Ice Tray	•	-	-
	Ice Tray / Ice Maker	-	Automatic	Automatic
	Tempered Glass Shelves	•	•	•
	LED Light	•	•	•
Power Supply (V, Hz)	220-240, 50	220-240, 50	220-240, 50	
Dimensions (mm)	Width	855	855	910
	Height	1,835	1,835	1,835
	Depth (with Handle)	745	745	745
	Depth (without Handle)	727	727	727
Color	GBK	GBK, GBW	GBK, GBW	

Refrigerator

HITACHI
Inspire the Next

**BIG
FRENCH
SERIES**



INVERTER × Dual Fan Cooling

Dual Fan Cooling with
Two Dedicated Fans

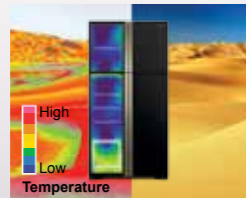


Super Energy Saving



Powerful Cooling

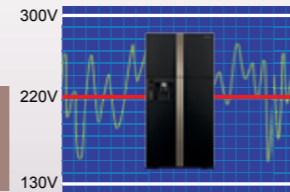
Cools even at
60°C^{*1}



*1 Tested by Hitachi.

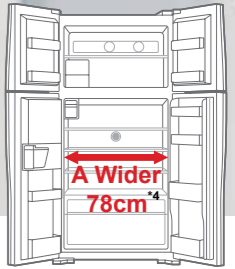
Stabilizer Free

Cools under wide
voltage fluctuations
130v-300v^{*2}



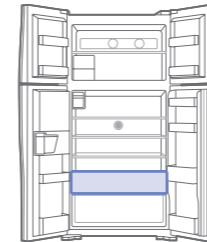
*2 Tested by Hitachi.

Super Spacious, Wider 78cm^{*4} Interior for Unprecedented Storage Capacity

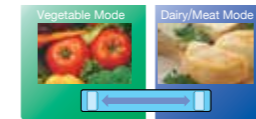


*4 Applicable to 582L

Selectable Mode Compartment



Located on both sides, the select levers let you separately adjust the temperature in each side of the compartment by switching between the Dairy/Meat and Vegetable modes. Layout flexibility offers even more convenience.



Big, Perfect Moisture Vegetable Compartment



The vegetable compartment also offers ultra large storage capacity. And the Moisture-Guard on the top ensures indirect cooling to maintain the optimum moisture level, so vegetables retain their freshness.

Cool Keeper

In the event of a power cut, the temperature in the freezer compartment is maintained to keep food fresh for 12 hours.

Cooling Retention
12 Hours^{*3}
Even during power cut

*3 Tested by Hitachi.
Applicable to freezer compartment.



Deluxe Series

R-W720FPMSX /
R-W690FP3MSX
Net 582L / Net 540L

R-W720FPMSX /
R-W690FP3MSX
Net 582L / Net 540L



Glass Black (GBK)



Glass Brown (GBW)



INVERTER × Dual Fan Cooling

Refrigerator Compartment

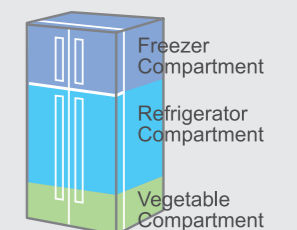
- Selectable Mode Compartment
- Big, Perfect Moisture Vegetable Compartment
- Front Air Flow • LED Light
- Power Cool Pocket
- Tempered Glass Shelves

Freezer Compartment

- Automatic Ice Maker (Deluxe Series)
- Movable Twist Ice Tray (Standard Series)
- LED Light • Quick Freezing
- Tempered Glass Shelves

General Features

- Inverter Control
- Dual Fan Cooling
- Eco Thermo Sensor
- LED Control Panel
- Blue Digital Display (Deluxe Series)
- Cool Power Display
- Nano Titanium Filter
- Moldproof Door Gasket
- No Frost • CFC Free
- HFC Free



Smart, One-touch Operation with the LED Digital Control Panel

A quick push of the LED digital control panel lets you instantly activate microcomputer-controlled operating modes. And you can adjust the inside temperature without opening the door.



Quick Freezing

A strong flow of icy air quickly makes ice and freezes fresh meat or fish. This mode prevents food from losing nutrients and flavor due to dripping.



Automatic Ice Maker

Ice cubes can be made automatically and continuously simply by filling the tank with water.

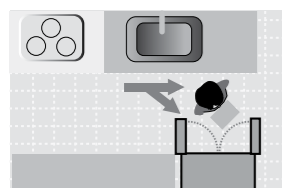
Energy Saving

This mode saves energy when not using the unit for a long time, such as when you're away on vacation.



Bright, Energy Saving LED Light

Both compartments feature LED lighting that lasts a long time but consumes much less energy of conventional Lamp.




Center-divided French Doors

Half-door opening lets you use more space and prevent chilled air escaping.



Moldproof Door Gasket

Thanks to Hitachi's moldproofing treatment, the door gasket can be cleaned easily.



Tempered Glass Shelves

As well as offering an elegant appearance, these shelves are scratch-proof, heat-resistant and they prevent spills. What's more, each one of them can hold up to 100kg.^{*5}

*5 Weight resistance of Tempered Glass



Nano Titanium

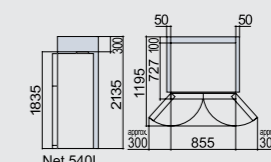
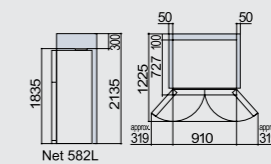
Nano Titanium is a cutting-edge technology that uses a TiO₂ catalyst to provide a powerful anti-bacterial, anti-mold and deodorizing effect. It's also maintenance-free and requires no extra energy.

Standard Series

R-W690P3MS
Net 540L



Glass Black (GBK)



□ : Space required for ventilation.